

The *Format Finder*SM help system offers refined search capability using the industry leading **Google Search** capabilities. This provides additional information on each search result returned to help you locate the information you need more quickly. The search functionality in the *Format Finder* includes both words **and** formats in a single Search field. The Search field accepts all Sabre[®] global distribution system characters and automatically interprets if you typed a word or a format.

Google Search ranks the results in the most likely order based on the relevance to the search words used. This ranking will change as the search engine learns from the users.

Note: The instructions in this document pertain only to the online version of *Format Finder*. Some functionality is exclusive to using *Format Finder* online via *MySabre*.

KEYWORD SEARCHES

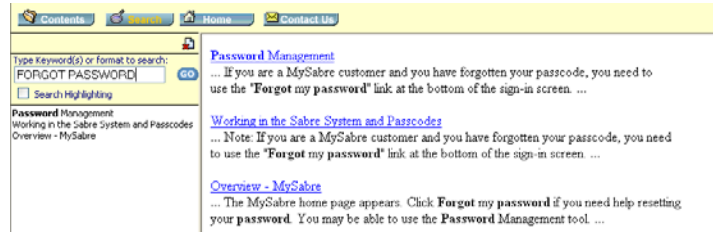
Launch *Format Finder* and execute a search in one-step from the Sabre system work area

HELP/(keyword keyword keyword)
HELP/FORGOT PASSWORD

Note: The HELP/ format applies **only** to *MySabre*. If you are not using *Format Finder* online via *MySabre*, you can enter the keywords in the search box.

Note: Separate each keyword with a space in the entry. You can include special characters (slash, Cross of Lorraine, and change key); there is no limit to the number of keywords you include.

The *Format Finder* help system displays and processes the search request in the location you selected (i-Frame or Separate Window Display).



FORMAT/PARTIAL FORMAT SEARCHES

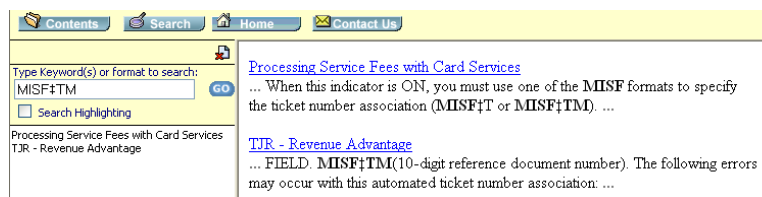
Launch *Format Finder* and execute a search in one-step from the Sabre system work area

HELP/(format)
HELP/MISF†TM

Note: This functionality applies **only** to *MySabre*. If you are not using *Format Finder* online via *MySabre*, you can enter the format/partial format in the search box.

Note: You can include special characters (slash, Cross of Lorraine, and change key).

The *Format Finder* help system displays and processes the search request in the location you selected (i-Frame or Separate Window Display).

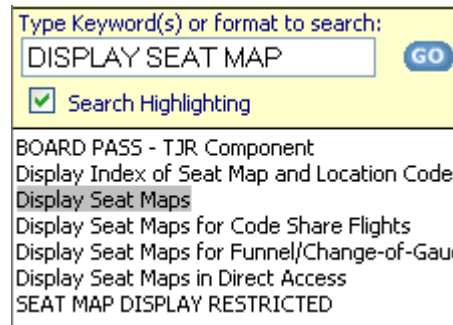


SEARCH HIGHLIGHTING

Search Highlighting helps you quickly scan the help content on the right side to locate the specific search words or phrases.

To enable this feature, **click the box next to Search Highlighting**, and then display the page you want from the Search response (or click Go to re-load the page with the highlighting). The words or phrases from your search are highlighted within the help content to help you quickly find those references.

And if you no longer need this highlighting feature, remove the checkmark from the box and the page refreshes without the highlighting.



Type Keyword(s) or format to search:
DISPLAY SEAT MAP

Search Highlighting

BOARD PASS - TJR Component
Display Index of Seat Map and Location Code
Display Seat Maps
Display Seat Maps for Code Share Flights
Display Seat Maps for Funnel/Change-of-Gate
Display Seat Maps in Direct Access
SEAT MAP DISPLAY RESTRICTED

Display Seat Maps

stsfo003

[See Also](#)

Overview

Use these formats to **display**.

- **Seats** available for request
- Aircraft **seat** configurations.

The response shows the first screen of the requested **seat map**. The **seat map display** is in a standardized format if the **carrier** participates in the *Interactive Seat Map* program. For a particular carrier's **seat map** explanation, see the carrier's [Direct Reference System \(DRS\)](#).

See [Seat Map Codes](#) for explanations of codes in the Sabre system **seat map display**.

HYPERLINKED SEARCHES

You can also search by selecting keywords from the bottom of the content page. When clicking a hyperlinked keyword from the bottom of the content page, the system automatically populates the Search field with the selected keyword and processes the search request. This approach is useful when you want to know what other pages have this same keyword.

Example of keywords displayed on the bottom of the page:

Keywords (Click a keyword below to list all topics associated with that keyword)

[5hr- additional hidden name passenger pnr pnrfo050 record remark](#)

You can select only one keyword at a time from the bottom of the page.